

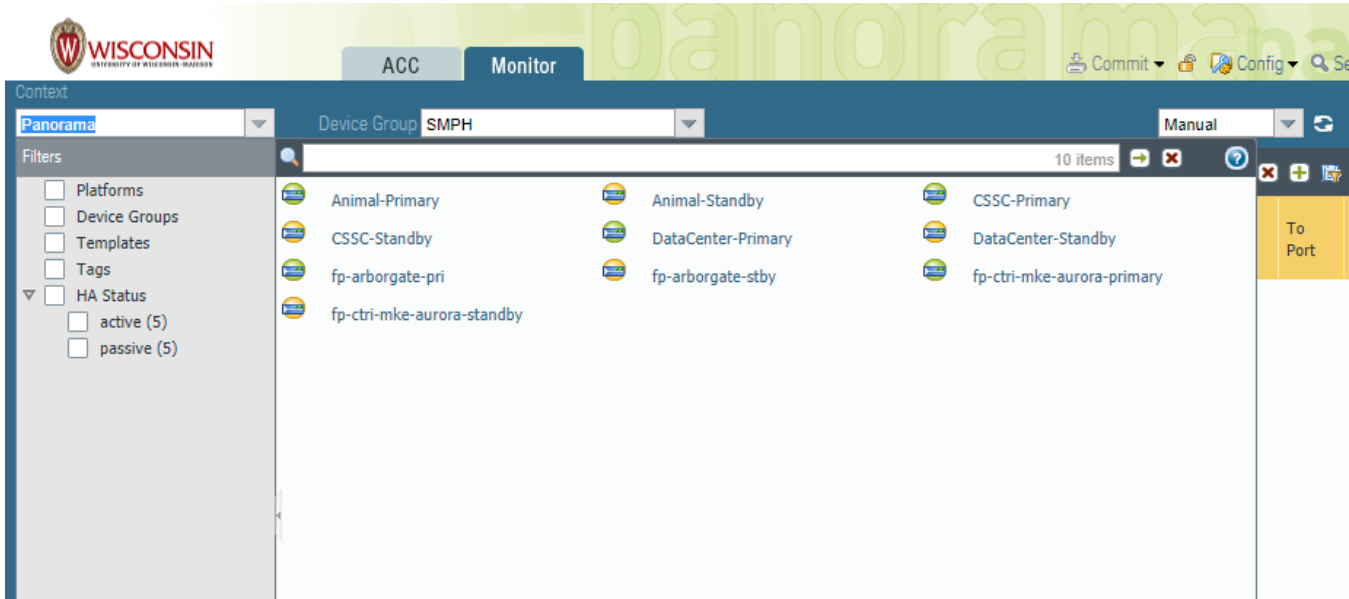
# SMPH VPN - Viewing users logged into globalprotect

## Step-by-step guide

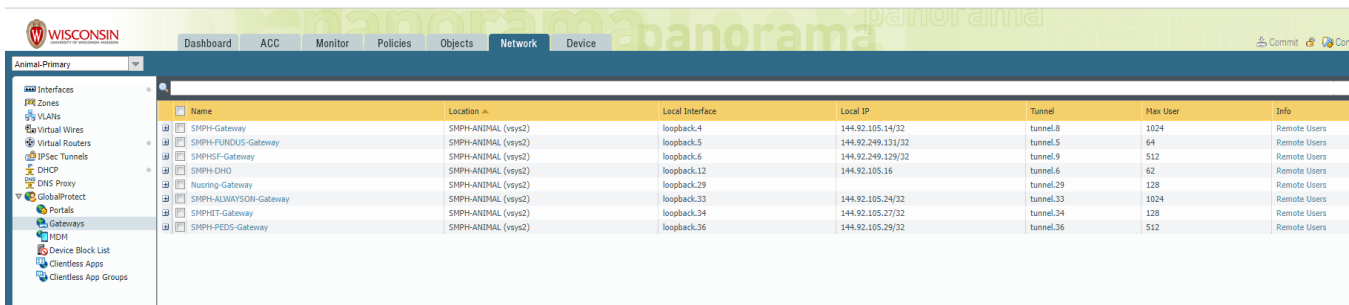
This page was moved to <https://kb.wisc.edu/smph/internal/134130>  
Click in the link above if you are not automatically redirected in 10 seconds.

How to view current or previously logged in SMPH VPN user information.

1.) Log into Panorama (<https://panorama.net.wisc.edu>). In the upper-left hand corner beneath the UW-Madison logo, there is a drop down. Click the drop down, then select the **Animal-Primary** firewall.




2a.) Once the page has loaded, click on the **Network** tab, and in the left-hand panel under **GlobalProtect** click **Gateways**. Find the **SMPH-Gateway** in the list.



2b.) Look to the right side and click **Remote Users**.

3.) In the Remote Users window you can filter on any of the columns within the window. Simply type in what you'd like to search for and it will automatically filter. You can also click the **Previous User** tab and view the same information for previously logged in users.

User Information - SMPH-Gateway												Info	
<div> <div> <div>Name</div> <div> <div>SMPH-Gateway</div> <div>SMPH-FUNDUS-Ga</div> <div>SMPHSF-Gateway</div> <div>SMPH-DHO</div> <div>Nursing-Gateway</div> <div>SMPH-ALWAYSON-</div> <div>SMPHIT-Gateway</div> <div>SMPH-PEDS-Gatew</div> </div> </div> <div> <div>Current User</div> <div>Previous User</div> </div> </div>												Remote Users	
Domain	User	Primary Username	Computer	Client	Private IP	Public IP	Source Region	Tunnel Type	Login At	Lifetime (s)	Logout	Remote Users	
ad	jfrank	ad/jfrank	DOP2341	Microsoft Windows 10 Education , 64-bit	10.131.0.57	134.215.159.113	US	IPSec	Oct.04 14:05:49	604800		Remote Users	
ad	jsmith27	ad/jsmith27	DOP2004	Microsoft Windows 10 Education , 64-bit	::	::	University of Wisconsin Madison	IPSec	Oct.04 13:06:01	604800		Remote Users	
ad	jascott2	ad/jascott2	DOP2278	Microsoft Windows 10 Education , 64-bit	10.131.0.208	147.219.60.250	US	IPSec	Oct.06 07:56:22	604800		Remote Users	
ad	ajlemrise	ad/ajlemrise	S_LEMRISE	Microsoft Windows 10 Enterprise , 64-bit	10.134.204.143	75.100.3.22	US	IPSec	Oct.06 06:43:57	604800		Remote Users	
ad	bsevak	ad/bsevak	OS-SEVAK-7590	Microsoft Windows 10 Enterprise , 64-bit	10.134.207.92	104.159.134.235	US	IPSec	Oct.06 08:00:40	604800		Remote Users	
ad	myaege	ad/myaege	DOP2152	Microsoft Windows 10 Education , 64-bit	10.131.0.64	24.211.148.192	US	IPSec	Oct.06 11:32:24	604800		Remote Users	
ad	jmjohn14	ad/jmjohn14	DOM11038	Microsoft Windows 10 Enterprise , 64-bit	10.134.104.3	75.100.15.35	US	IPSec	Oct.05 09:16:50	604800		Remote Users	
ad	riedner	ad/riedner	RESEARCHSCORER	Microsoft Windows 10 Pro , 64-bit	10.134.207.199	144.92.154.84	University of Wisconsin Madison	IPSec	Oct.06 11:04:56	604800		Remote Users	
ad	afewen	ad/afewen	UW-FPRC-24	Microsoft Windows 10 Enterprise , 64-bit	10.134.205.82	47.34.60.197	US	IPSec	Oct.06 08:55:12	604800		Remote Users	
<div> <div>Refresh</div> <div>PDF/CSV</div> <div>Page 1 of 6</div> <div>Displaying 1 - 30 / 153</div> </div>													



Related articles

- [Use Temporary Administrator on your Mac](#)
- [TEM Offer - Install Zoom Meetings and Zoom Outlook Plugin](#)
- [SSO \(Single Sign On\) Conversion for Macs](#)
- [SMPH VPN - Viewing users logged into globalprotect](#)
- [Outlook Desktop \(Windows\) - Disable Downloading Folders](#)