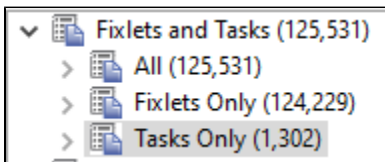


TEM - Adobe Convert to Shared License on SMPH Managed Device

This page was moved to <https://kb.wisc.edu/smph/internal/134225>
Click in the link above if you are not automatically redirected in 10 seconds.

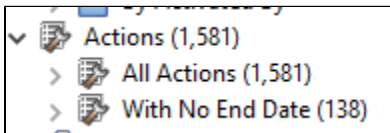
How to convert Adobe Named licensing to Shared on SMPH managed device

Step-by-step guide

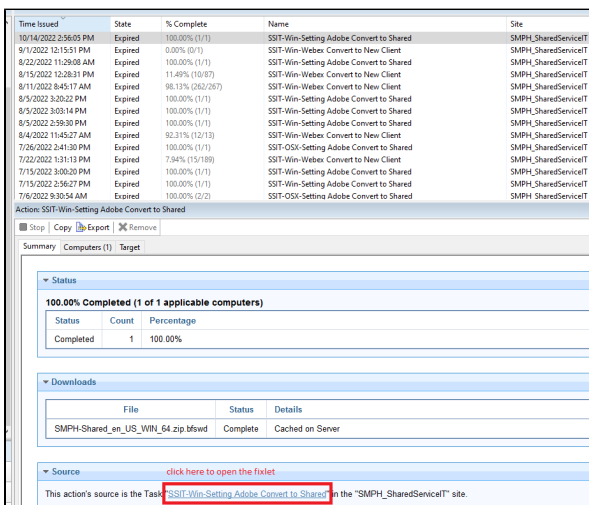


- In TEM, under Fixlets and Tasks, search "adobe convert"
- Select the Task and click "Take Action"
- Find the computer and click OK and enter TEM password to apply.

OR



- In TEM, under Actions search "adobe" or "convert" and find the SSIT-Win-Setting Adobe Convert to Shared
- Under "Source" select the Task "SSIT-Win-Setting Adobe Convert to Shared"



- Select Take Action
- Find the computer name and click OK and enter TEM password to apply.